

Do not install a large size parasol when strong winds occur, as it will break off easily.

You can swivel the SunDivan chair 360 degrees to face the sunshine at all times of the day. In order to swivel, release the turning mechanism underneath the chair with the 'release-and-stop' handle. This makes the chair turn in steps of 45 degrees or, if wanted, continuously. In order to handle this mechanism, you must kneel next to the SunDivan or bend forwards and turn it with one hand. The handle has been placed far away from children's hands.

If you want to move the heavy chair, please be advised it needs a least two healthy and rather strong grown ups to move it. Do not move this product alone or if you have heart problems or any other serious health issues (e.g. back problems). The chair weighs about 275 Pounds and is not easy to lift in one piece. As a solution the chair can be dismantled into 2 pieces: 'the foot' and 'the bed'. See the picture below: You need to unscrew the 4 screws on top of the foot, see the picture where 2 out of 4 are visible at the red arrows. The other two are on the other side. Once completely removed, the wooden bed can be released from the metal foot.


Day-to-day treatment

Of course your SunDivan can get dirty over time due to dust and other factors from being outside. Normal cleaning can be done with a soft cloth and water. When you see very tiny little scratches or dents on the surface of the wood, dab some sparkling (!) water on the surface and leave it for a few hours. You will be amazed how well the wood recovers from these small imperfections! That's all it takes for normal maintenance ...

In sum, your chair does not require a lot of regular treatment ...

The don't with SunDivan chairs

- Do not use a high water pressure washer on the wood. It will damage the structure of the wooden surface irreversibly.
- Do not oil the metal parts. They don't need that and it will do more harm than good.
- Don't leave the cushion overnight on your chair. Mold may appear between the cushion and chair, even if the nights are dry and warm.
- Don't use a plastic cover or BBQ-style cover over your chair. Again, mold may build up.
- Do not sit with two adults on the far foot-end. Your chair may tip!
- Keep children away from the chair as they can swivel and rock the chair in a playful way and harm themselves.



How to dismantle the foot from the bed ...

Unscrew 4 screws completely and lift the bed from the foot. Use a simple (flat!) 1/2 Inch combination wrench for the job.

Warranty

This warranty is valid for the original buyer only and includes normal use and proper maintenance of the entire SunDivan product according to this prospect. Misuse and/or bad maintenance of the product voids all warranty.

This warranty is a manufacturer's warranty, but your first point of contact is the importer, Luxury Leisure L.L.C., who will execute and respect this warranty OR your local retailer where you bought the product. If you bought your SunDivan at a local dealer, you will find the contact details down below next to Luxury Leisure L.L.C.

Keep your invoice and this warranty document at all times. Most people nowadays take pictures of these documents and store them digitally. This is a good way to show us you are the original buyer and we can check the date of purchase.

Upon delivery, you will be asked to check the SunDivan and all of its add-ons on damages and flaws. You will be asked to sign for proper delivery and installment. After that, no claim can be made the products you received came in bad order. If allowed, pictures will be taken for good understanding of delivery and installment of the chaise lounge.

The basic, legally required product warranty of the entire product and add-ons is 1 year (12 months after the date of sales/delivery). If there is a difference in the date of sales and delivery, the date of delivery counts.

In the event a defect is found after purchase and proper delivery, we will always ask you for proof (by means of pictures or video footage). In case of a true defect, the importer or local retailer will repair and/or replace the defective item, at its discretion.

The manufacturer also gives 3 years warranty on the 360 degrees turnable foot (36 months after the date of sales/delivery). This means we will replace the foot if it malfunctions within 3 years, free of charge. All you need to do is contact your retailer or us and show us the defected foot and we will replace it for you and discard the old foot for you.

The manufacturer of this products is:

Klein MetallDesign GbR
Obere Bahnstrasse 39
73431 Aalen
Germany

Date of sales/delivery:

Product number:

Your importer:

Luxury Leisure L.L.C.
1677 Glider Court
91320 Newbury Park

Your dealer:

e.: info@luxury-leisure.com
w.: www.luxury-leisure.com

Call any time: +1-805-559 1532

Hours of operation at Luxury Leisure L.L.C.

Monday - Friday 9.00am - 10.00pm
Saturday 9.00am - 5.00pm
Sunday 11.00am - 5.00pm

© all rights reserved by Luxury Leisure L.L.C. Newbury Park, USA 2019.

SunDivan Cedar Prospect

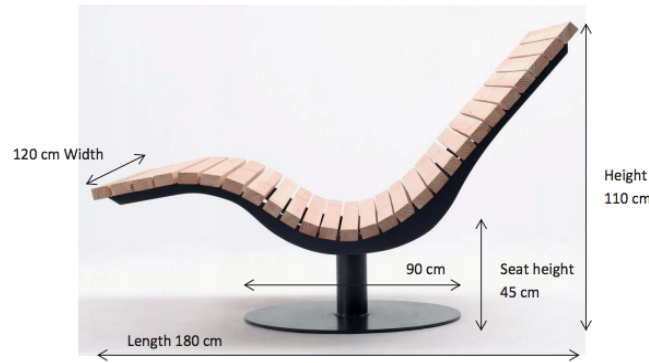


 made
 in
 Germany

Product Warranty & Maintenance Guide

**Luxury Leisure
L.L.C.**

... relax, enjoy, revive



The dimensions of the SunDivan chaise lounge.
Please note 1 centimeter = 0.39 Inch (or divide the centimeters by 2.54)

SunDivan, your high end chaise lounge

Congratulations on acquiring your personal SunDivan chaise lounge! You have obtained one of the most sustainable furniture pieces ever created for (outdoor) relaxation and recuperation. Relax, enjoy and revive ...

You have chosen the Cedar wooden version of the SunDivan.

In order to enjoy this concept for decades, please allow us to explain more about the choice of cedar wood and its characteristics.

On the scale of Brinell the hardness of cedar wood is 20, while for example Douglas-wood has a lower hardness of 17 but teak had a higher hardness level of 34 and Kebony Clear even tops 41 - 59. For the SunDivan chaise lounge we use selective cedar wood, which means the wood is produced from FSC®-certified trees and free of (big) knots. All 30 bars have a clear front surface and are treated through the board. Color differences may appear though, based on the original color of the wood and must be considered natural and unavoidable. Cedar wood is known and loved for its zebra-style lines. The first few weeks after your purchase, the wood has a distinctive but pleasant smell. In order to keep this smell alive a simple treatment with (sparkling mineral) water will do (!).

Cedar is so aromatic because it bears thujaplicin, a natural antibacterial and antifungal agent. Some types of cedar, such as true cedar and Spanish cedar, also have insect-repellant qualities. Your SunDivan will not attract bugs like flies or mosquitos.

Being able to withstand so many conditions, this type of wood is often favored for its decay resistance. It naturally resists rot over time, upwards of 40 years.

The oil inside the wood emits an earthy, woody and slightly sweet scent that has made it a favorite choice for hot tubs, saunas and even within the sensory palette of your favorite colognes.

Cedar wood doesn't shrink, swell or warp to the extent of comparable lumber, even under severe changes in humidity or temperature. Its large proportions of cell cavities, which are filled with air, give it high-thermal insulation.

Last but not least, cedar is also sound resistant – an often overlooked quality that makes it a great choice for fencing or exterior sound barriers and also furniture on your quite garden spot.

How to treat cedar wood for optimal use and longevity

Cedar wood was chosen as an optimal solution in the demand-triangle of longevity, low maintenance and excellence in appearance with an underlying mission to fit your garden decor ...

It's part of a bigger family, see below for some more information.

The normal maintenance of cedar wood is very limited as for effort and knowledge. But please allow us to explain a bit though.

To make life a little easier: you actually don't need to do anything to maintain the quality of your cedar wood! But like stated, the color of the wood will change over time. In California, and other warm parts of the world, please take into consideration 2 - 4 years before final silver-grey color sets in.

The original yellow/brown color can be maintained though using UV protection oils on a regular basis. Proper UV protection oils can be obtained at your dealer or at any Home Depot or other DIY store. Ask for cedar wood protection oil specifically! We recommend GoldenOil Exterior from Diotrol and can be obtained at Luxury Leisure L.L.C.

Other brands to use are Penofin, Sikkens and Sansin, natural light penetrating oils or stains.

Please do not use latex paints or film forming finishes! When you treat your cedar wood with (Diotrol) UV protection oil, please remove all abundant oils on the surface after 30 minutes with a solid cloth.


If you ever have any questions how to treat cedar wood, feel free to call or mail us!

First use and installment

If you want the SunDivan chair to be on your decorative (cobble) stones, tiles or any hard surface and you don't want the metal to scratch those stones, please put some heavy-duty coasters underneath the metal round base. Different versions exist and some can be stuck to the metal and hard to remove, others are loose and therefore easy to remove. Such coasters are not included though. Some people also put a small piece of old blanket underneath the SunDivan to protect their tiles.

SunDivan chairs can be placed on grass or earth soil as well. Please bear in mind though the chair is heavy and will sink an inch or two deep before resting solidly. Some people use this knowledge to have the grass removed before installment and laying the grass over the foot of the chair. In a few days, the grass will naturally grow together again, the chair lowers itself into position and the chair will remain put at that specific location with an invisible foot. If you intend to move the chair from time to time on grassland though, please be aware the grass underneath the SunDivan chair will be dead and needs intense revival or even renewal ...

Your chair can be equipped with a parasol holder on the side and is suitable for any custom parasol with a pole diameter up to 1,18 Inch (30 millimeters).




Weathering on cedar wood

As time goes by, cedar wood turns from clear yellow/brown to a more silver-grey color ...

Part of a bigger family ...

Cedar is used in many building products including: siding, decking, fencing, shingles, gazebos, sheds, doors, windows, blinds, shutters, and garden planters.

Your SunDivan chair will fit perfectly between other cedar products!



Release-and-stop-handle

The handle for turning 360 degrees: current position is STOP. In order to release, pull down and shift sideways and let go.